

Please write clearly in block capitals.

Centre number

--	--	--	--	--

Candidate number

--	--	--	--

Surname

Forename(s)

Candidate signature

I declare this is my own work.

GCSE GEOGRAPHY

Paper 3 Geographical Applications

Friday 16 June 2023

Afternoon

Time allowed: 1 hour 15 minutes

Materials

For this paper you must have:

- the Pre-release resources booklet (enclosed)
- a pencil
- a rubber
- a ruler.

You may use a calculator.

Instructions

- Use black ink or black ball-point pen.
- Fill in the boxes at the top of this page.
- Answer **all** questions.
- You must answer the questions in the spaces provided. Do not write outside the box around each page or on blank pages.
- If you need additional extra space for your answer(s), use the lined pages at the end of this book. Write the question number against your answer(s).
- Do all rough work in this book. Cross through any work you do not want to be marked.

Information

- The marks for questions are shown in brackets.
- The total number of marks available for this paper is 76.
- HIC is a higher income country.
- LIC is a lower income country.
- NEE is a newly emerging economy.
- Spelling, punctuation, grammar and specialist terminology will be assessed in Questions **03** and **05.4**.

For Examiner's Use	
Question	Mark
1	
2	
3	
4	
5	
TOTAL	

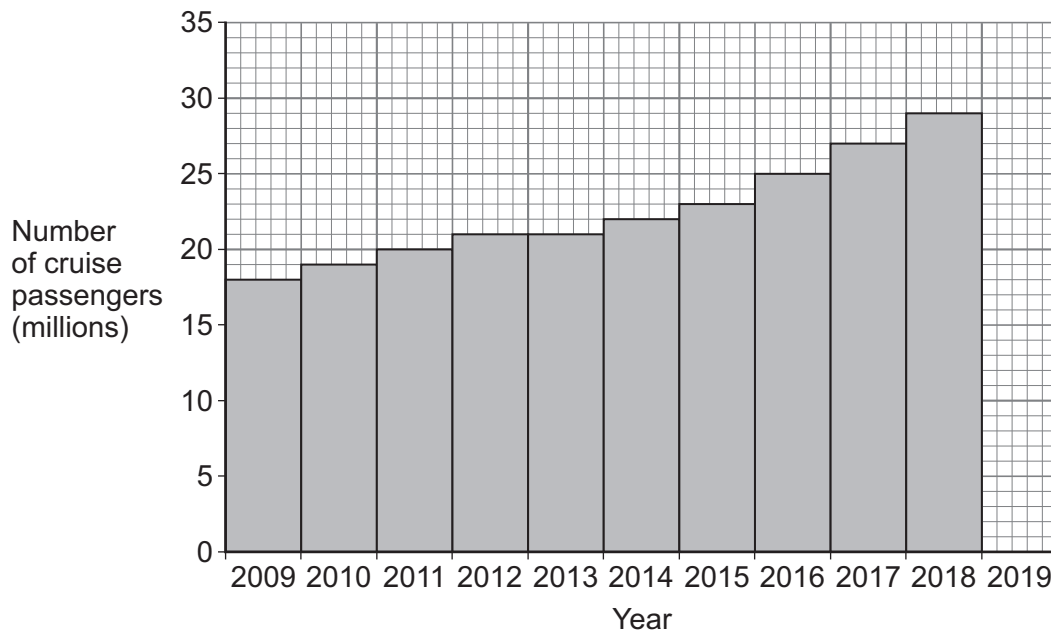


J U N 2 3 8 0 3 5 3 0 1

G/KL/Jun23/E6

8035/3

Section A Issue evaluationAnswer **all** questions in this section.Study **Figure 1** in the resources booklet, 'Tourism and development'.**0 1 . 1** In 2018, which world region had the largest number of international tourist arrivals?**[1 mark]**

0 1 . 2 Complete the graph below using the following data.**Number of cruise passengers in 2019****30 million****[1 mark]**

- 0 1 . 3** Complete the following table by calculating the total spending (\$) for an average cruise ship visit.

[1 mark]

Average spend per cruise ship visit (\$)

Passengers	415 320
Crew	112 057
Cruise company	148 618
Total spending	

Question 1 continues on the next page

Turn over ►

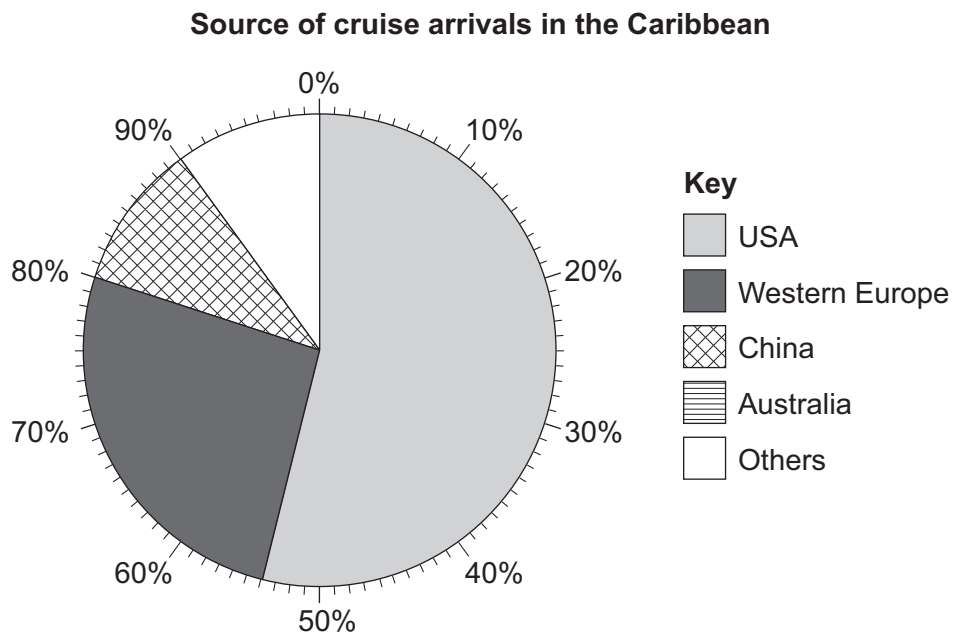


Study **Figure 2** in the resources booklet, 'A new cruise ship terminal and port for the Cayman Islands'.

0 2 . 1 Complete the pie chart below using the following data.

Australia	6%
Others	4%

[1 mark]



0 2 . 2 Suggest **one** reason why so many visitors to the Cayman Islands come from the USA.

[1 mark]

Question 2 continues on the next page

Turn over ►



0 2 . 3 'The cruise industry is an example of a global industry.'

Do you agree?

Yes

☐

No

☐

Tick (✓) the box to show your choice.

Outline **one** reason for your choice.

[2 marks]

0 2 . 4 Explain how physical and cultural factors are important in attracting visitors to the Cayman Islands.

[4 marks]

Extra space _____



0	2	.	5
---	---	---	---

Explain why the proposed development in the Cayman Islands is called a 'multi-use development'.

[2 marks]

0	2	.	6
---	---	---	---

Suggest why the development of tourism is an example of an economic versus environmental issue.

[6 marks]

This image shows a blank sheet of white paper with horizontal ruling lines. The lines are evenly spaced and extend across the width of the page. There are no margins, text, or other markings on the paper.

Extra space _____

Turn over for the next question

Find Personal Tutor from www.wisesprout.co.uk

找名校导师，用小草线上辅导（微信小程序同名）

16

Turn over ►



0	3
---	---

Yes ☐ No ☐

Use evidence from the resources booklet and your own understanding to explain your answer.

[9 marks]
[+3 SPaG marks]

[illegible]




Extra space _____

12


End of Section A**Turn over for Section B****Turn over ►**

For the multiple-choice questions, shade the circle next to the correct answer.

CORRECT METHOD 

WRONG METHODS    

If you want to change your answer you must cross out your original answer as shown. 

If you wish to return to an answer previously crossed out, ring the answer you now wish to select as shown. 

Section B Fieldwork

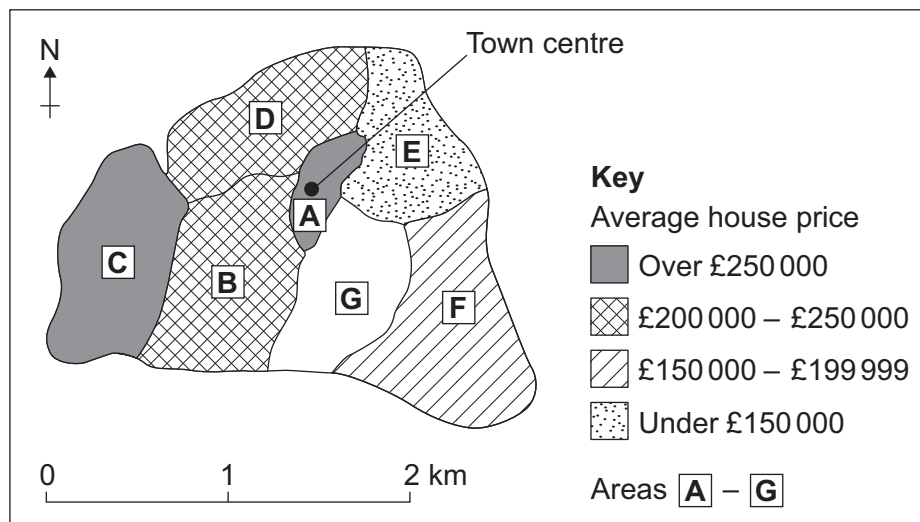
Answer **all** questions in this section.

A student wanted to investigate the pattern of house prices in their local town.

To complete the enquiry, the student collected information from estate agents about the price of three-bedroom houses in seven different areas (**A–G**).

Study **Figure 4**, a map showing the results of the house price survey.

Figure 4



0 4 . 1 Complete **Figure 4** using the following data.

Average house price in area G
£148 200

[1 mark]



0 4 . 2 Suggest what the map shows about the pattern of house prices in the town.

[2 marks]

0 4 . 3 Suggest **two** ways that the house price survey could be adapted to make it more useful.

[2 marks]

1

2

Question 4 continues on the next page

Turn over ►

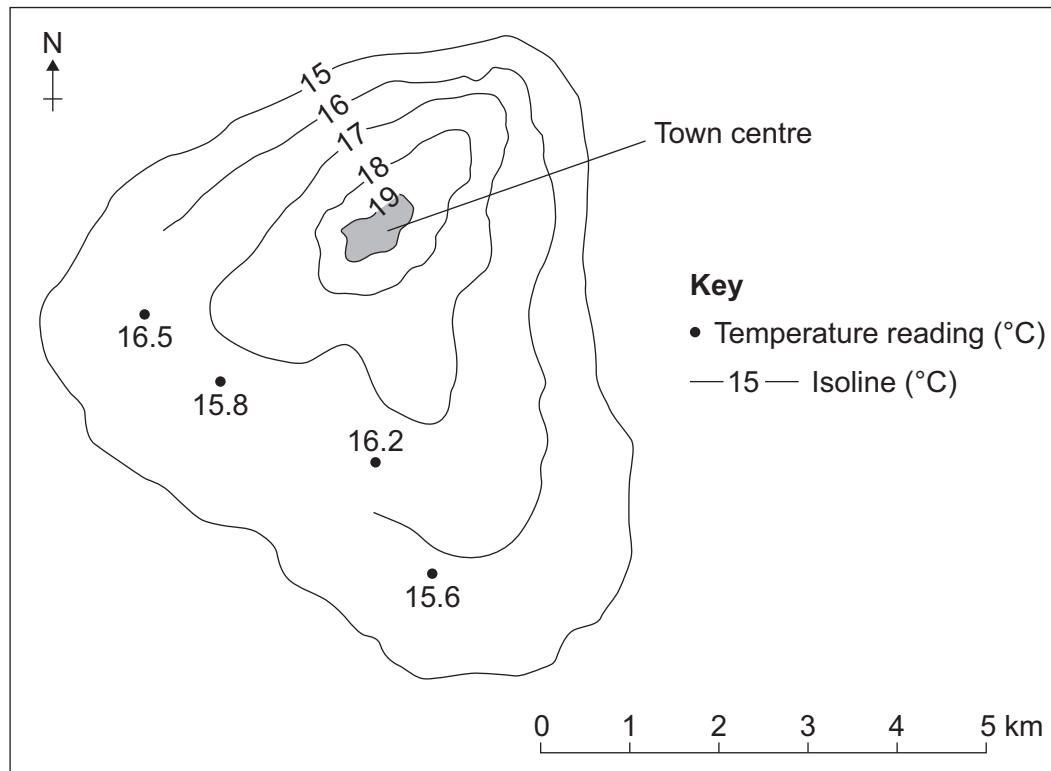


A group of students wanted to investigate variations in temperature in their local area.

To do this, each student measured the temperature in a different place at the same time on one day in the month of June.

Study **Figure 5**, an isoline map showing the results of the temperature survey.

Figure 5



0 4 . 4 Complete the isoline map for 16 °C on **Figure 5**.

[1 mark]

0 4 . 5 Describe the pattern shown by the isoline map (**Figure 5**).

[2 marks]



0 4 . 6

Which of the following would be an appropriate alternative way of presenting the data shown on **Figure 5**?

Shade **one** circle only.

[1 mark]

A Desire line map

☐

B Dot map

☐

C Flow line map

☐

D Proportional symbol map

☐

Question 4 continues on the next page

Turn over ►

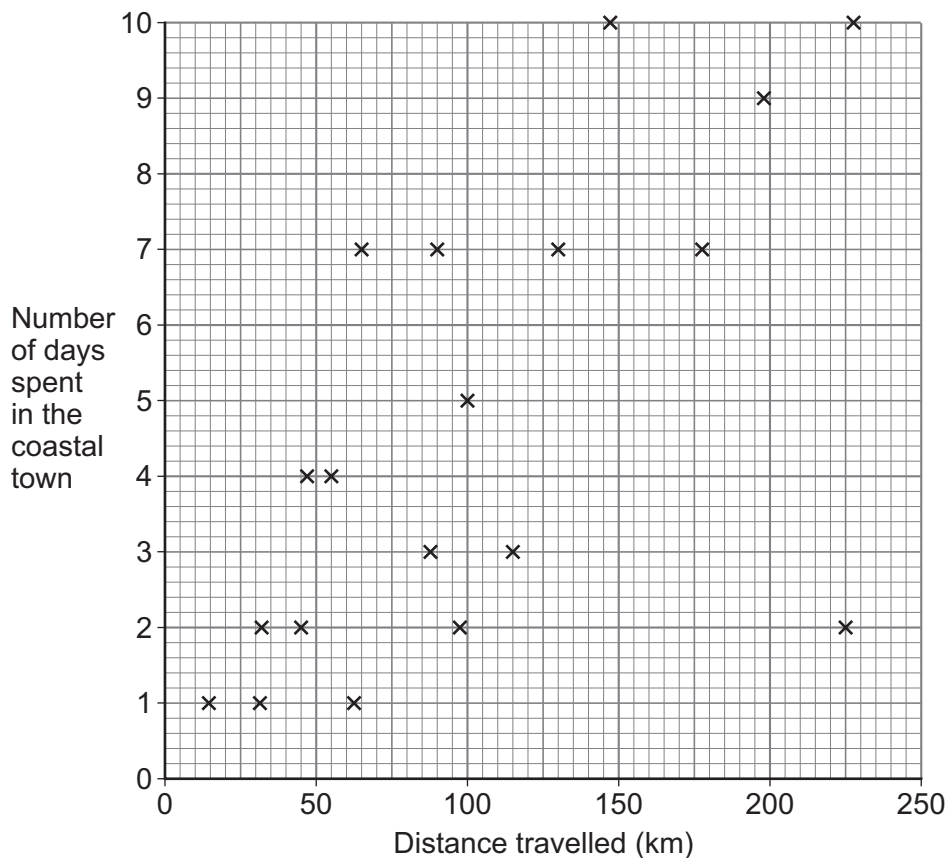


A student wanted to investigate tourism in their local coastal town by testing the hypothesis that, 'The further visitors travelled the longer they stayed.'

For one part of the enquiry, the student asked twenty visitors how far they had travelled and how long they were staying in the town.

Study **Figure 6**, a scattergraph showing the results from this part of the enquiry.

Figure 6



0 4 . 7 Complete **Figure 6** by adding the following data.

Distance travelled	180 km
Number of days spent in the coastal town	5 days

[1 mark]



0 4 . 8

To what extent does the data shown in **Figure 6** prove the original hypothesis,
'The further visitors travelled the longer they stayed'?

[4 marks]

Extra space _____

0 4 . 9

The student decided to write a questionnaire in order to collect additional information
about visitors to the coastal town.

Suggest and justify **one** question that the student might use in their questionnaire.

[2 marks]

Question _____

Justification _____

Turn over for the next question



There are no questions printed on this page

*Do not write
outside the
box*

**DO NOT WRITE ON THIS PAGE
ANSWER IN THE SPACES PROVIDED**

Find Personal Tutor from www.wisesprout.co.uk

找名校导师，用小草线上辅导（微信小程序同名）



Write the title of your **human** geography fieldwork enquiry.

Title of human fieldwork enquiry _____

0 5 . 1

Suggest **one** reason why the chosen location was suitable for data collection in your **human** geography enquiry.

[2 marks]

Question 5 continues on the next page

Turn over ►



Write the title of your **physical** geography fieldwork enquiry.

Title of physical fieldwork enquiry _____

0 5 . 2

Justify **one** primary data collection method used in your **physical** geography enquiry.
[3 marks]

0 5 . 3

Assess the effectiveness of your data presentation technique(s) in your **physical** geography enquiry.

[6 marks]



Extra space _____

Question 5 continues on the next page

Turn over ►



For **one** of your fieldwork enquiries, to what extent did the data collected help you to obtain accurate results and reach a valid conclusion(s)?

[+3 SPaG marks]

Find Personal Tutor from www.wisesprout.co.uk

找名校导师，用小草线上辅导（微信小程序同名）



Do not write
outside the
box

END OF QUESTIONS



There are no questions printed on this page

*Do not write
outside the
box*

**DO NOT WRITE ON THIS PAGE
ANSWER IN THE SPACES PROVIDED**

Find Personal Tutor from www.wisesprout.co.uk

找名校导师，用小草线上辅导（微信小程序同名）



[illegible]

Question number	Additional page, if required. Write the question numbers in the left-hand margin.
	<div style="border-left: 1px dashed black; height: 600px;"></div>
	<p>Copyright information</p> <p>For confidentiality purposes, all acknowledgements of third-party copyright material are published in a separate booklet. This booklet is published after each live examination series and is available for free download from www.aqa.org.uk.</p> <p>Permission to reproduce all copyright material has been applied for. In some cases, efforts to contact copyright-holders may have been unsuccessful and AQA will be happy to rectify any omissions of acknowledgements. If you have any queries please contact the Copyright Team.</p> <p>Copyright © 2023 AQA and its licensors. All rights reserved.</p>

